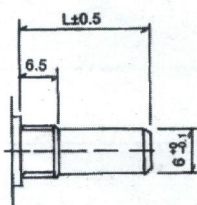


SHEET 1/1

**Elcon**

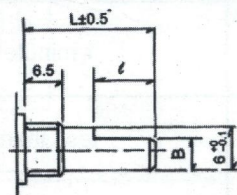
### 24mm Size-Shaft Style and Dimensions

**U Type**



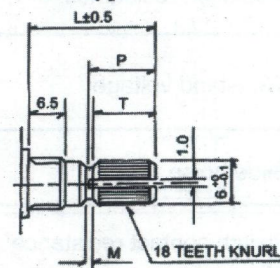
X	A	B	C	D
L	15	20	25	30

**Flat Type**



X	E	F	G	H	K
L	15	20	25	30	39
l	7	12	12	12	20
B	4.5	4.5	4.5	4.5	5.0

**KS Type**



X	2	3	4	5	6
L	15	20	25	30	35
T	6	10	12	12	12
M	1	2	4	4	4

Copyright Elcon [India]. Unauthorised use and distribution of this document is strictly forbidden.

PREPARED BY

*MAHESH*

REVIEWED BY

*A.S. BISHI*

SHAFT STYLE FOR MODEL NO:-

ER24S□B1  
X

ER24SE□B1  
X

ER24P□A1  
X

ER24SDR□B1  
X

TOLERANCE

UP TO 10  $\pm 0.3$   
OVER 10 TO 100  $\pm 0.5$   
OVER 100  $\pm 1$

DATE

*28.07.11*

UNIT SCALE

MM N.T.S.