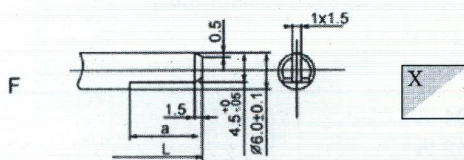


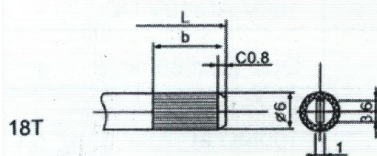
SHEET 1/1

Elcon

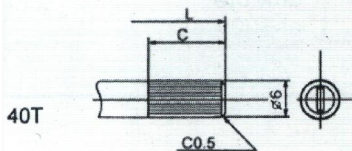
SHAFT STYLES



| MODEL | L | 15 | 17 | 20 | 25 | 30 | 27.7 | 32.7 | 35 | 41 |
|---------|---|------|------|----|----|----|------|------|----|----|
| ER 1212 | a | 6 | 7 | 1 | 9 | 2 | 8 | 3 | | |
| ER12V | b | 4.85 | 6.85 | 7 | 8 | 12 | 7 | 12 | 4 | 12 |
| | c | D | 5 | C | B | A | E | F | | |
| | | | | 10 | 12 | 12 | 12 | 12 | | |
| | | | | N | O | P | | | R | 12 |
| | | | | 7 | 10 | 12 | | | | |



| MODEL | L | 10 | 12 | 15 | 20 | 25 | 22.7 | 27.7 | 30 | 36 |
|---------|---|------|------|----|----|----|------|------|----|----|
| ER 1213 | a | 6 | 7 | 1 | 9 | 2 | 8 | 3 | | |
| ER12H | b | 4.85 | 6.85 | 7 | 8 | 12 | 7 | 12 | 4 | 12 |
| | c | D | 5 | C | B | A | E | F | | |
| | | | | 10 | 12 | 12 | 12 | 12 | | |
| | | | | N | O | P | | | R | 12 |
| | | | | 7 | 10 | 12 | | | | |



Shaft Shows at Center Position

Copyright Elcon [India]. Unauthorised use and distribution of this document is strictly forbidden.

PREPARED BY

MAHESH

REVIEWED BY

A.S. BISHI

SHAFT STYLE FOR MODEL NO:-

ER1212

ER12V

ER1213

ER12H

TOLERANCE

UP TO 10 ± 0.3
OVER 10 TO 100 ± 0.5
OVER 100 ± 1

DATE

08.06.11

UNIT SCALE

MM N.T.S.